



RLF22-54-1921/92

Reflection light beam switch with polarisation filter

RLF22-54-1921/92

with connector

CE



- ◆ Detection range up to 8 m
- ◆ sturdy plastic housing
- ◆ Optical surface made of scratch-resistant glass
- ◆ Pre-fault indication

Date of edition 07/19/04

General specifications

Effective detection range	0 ... 4000 mm
Reflector distance	250 ... 4000 mm
Threshold detection range	8000 mm (with C110-2 reflector)
Light source	LED
Approvals	CE
Light type	red, alternating light
Diameter of the light spot	approx. 100 mm at 4000 mm detection range
Angle of divergence	approx. 2 °
Ambient light limit	80000 Lux

Indicators/operating means

Function display	LED, red/green, red when falling short of the stability control, green when stability control ≥ 3
Operating elements	Time adjuster

Electrical specifications

Operating voltage	10 ... 30 V DC
Ripple	10 %
No-load supply current I_0	40 mA

Output

Switching type	Light/dark ON, switchable
Signal output	2 pnp, antivalent, short-circuit proof, protected against reverse polarity
Switching voltage	30 V DC
Switching current	max. 200 mA
Switching frequency f	35 Hz
Response time	10 ms

Standard conformity

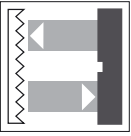
Standards	EN 60947-5-2
-----------	--------------

Ambient conditions

Ambient temperature	-20 ... 60 °C (253 ... 333 K)
Storage temperature	-20 ... 75 °C (253 ... 348 K)

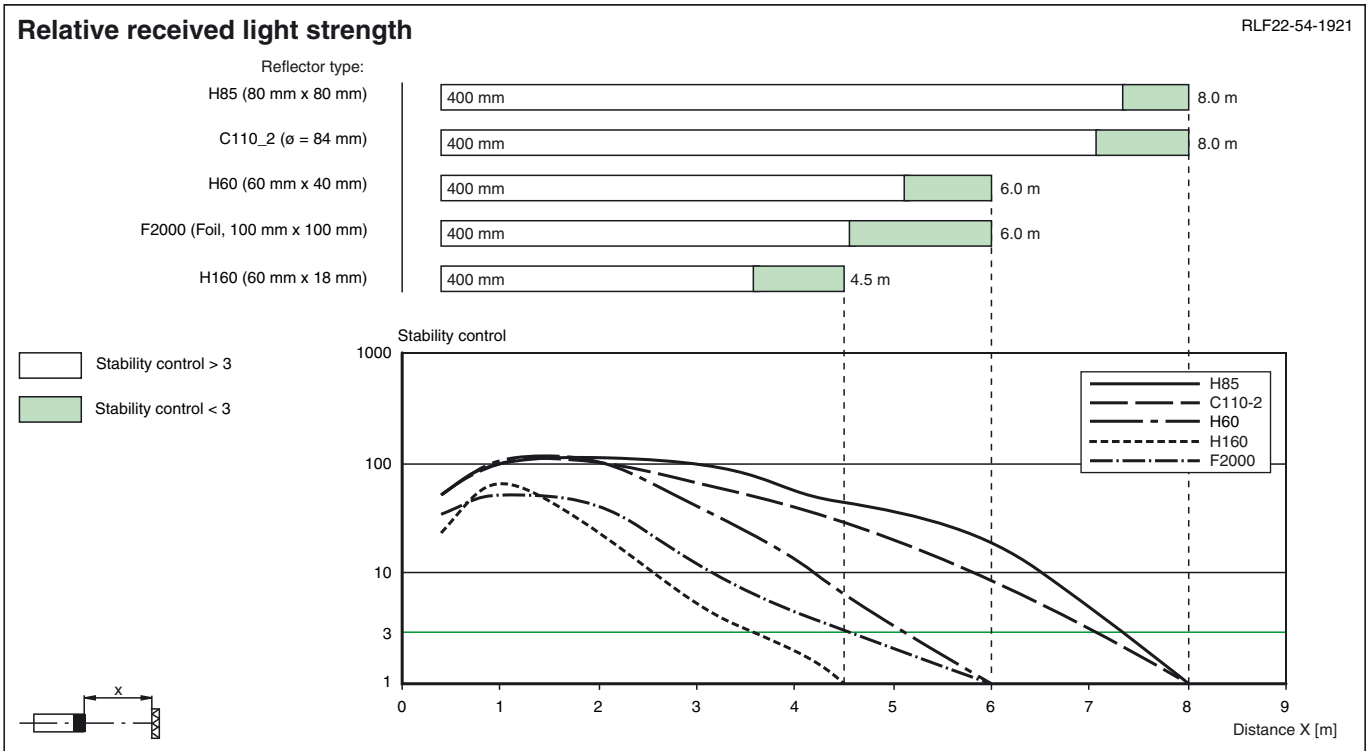
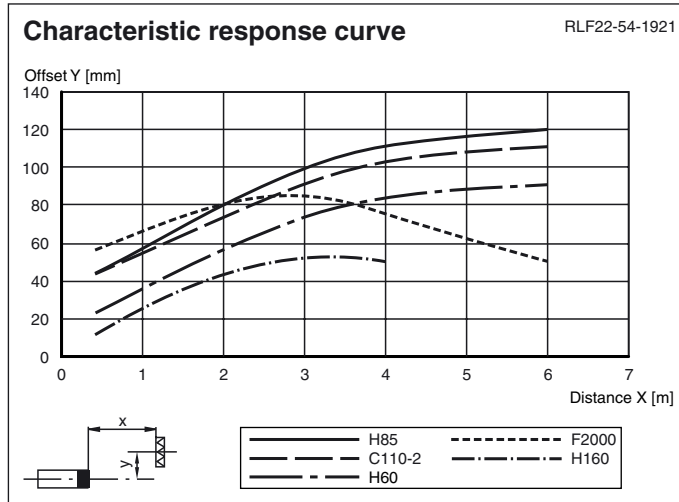
Mechanical specifications

Protection degree	IP65
Connection	Metal connector M12, 4-pin
Material	
Housing	Terluran GV15
Optical face	glass
Mass	130 g

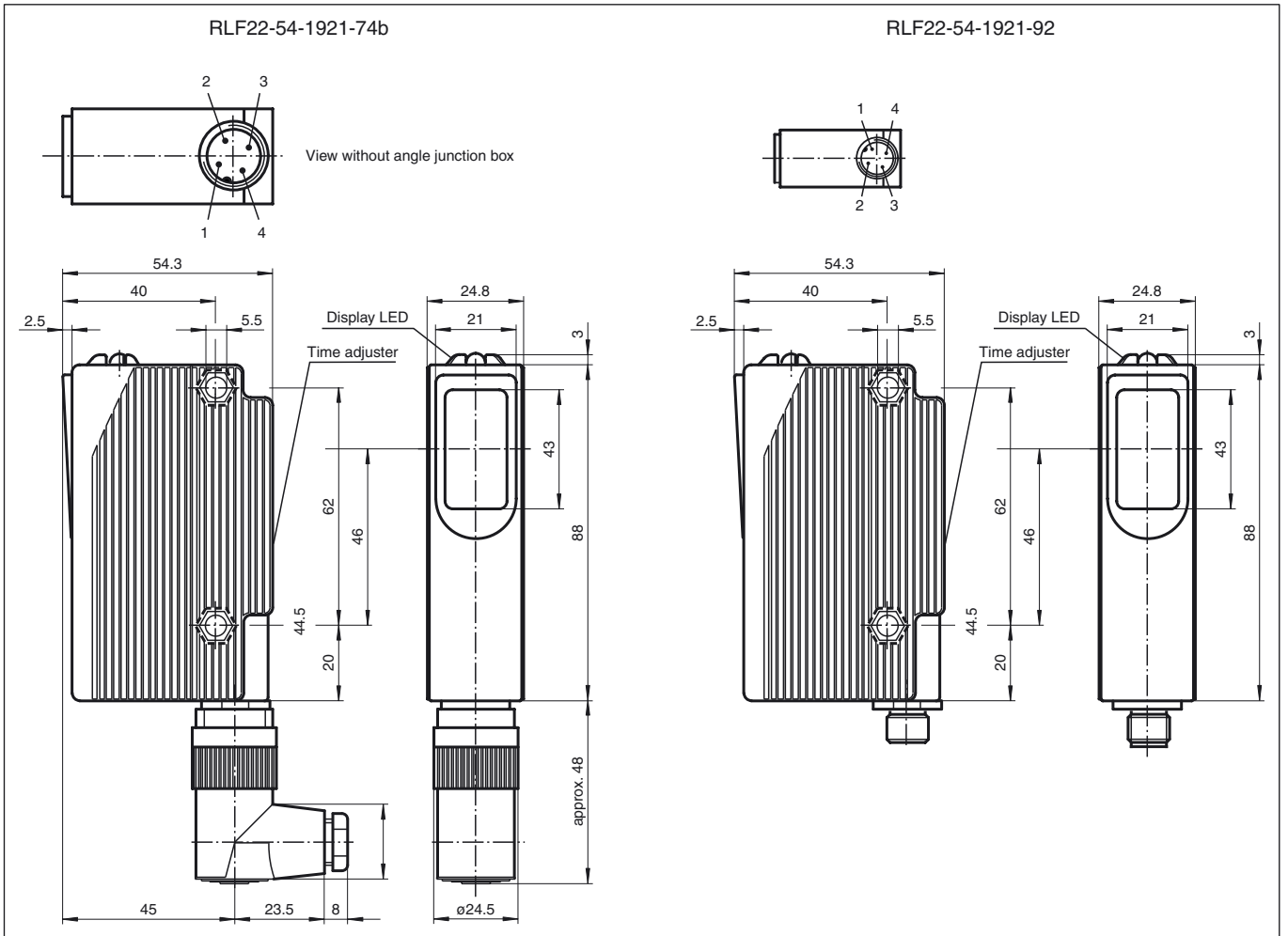


RLF22-54-1921/92

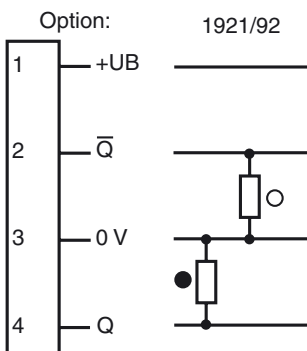
Curves/Diagrams



Dimensions



Electrical connection



○ = light on, ● = dark on